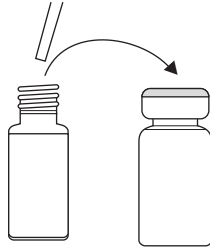


Prepare Standards

1. Re-suspend Standards

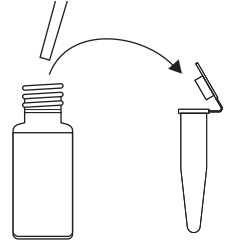
Add 1 mL of Seri-Standard Sample Diluent/Zero Standard to each standard and control to reconstitute. Vortex Well.



Prepare Blood Serum Samples

1. Centrifuge Samples

Thaw frozen sample immediately before testing. Add 1.4 mL of thawed sample to a Protein LoBind tube. Centrifuge samples at 10,000 x g for 5 minutes to separate any precipitates or flocculants.



2. Run Affinity Capture & Extraction (ACE) Kit

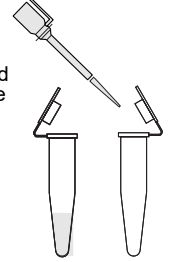
The standards are now ready to be run along with the samples in the ACE Kit.

2. Transfer & Dilute Samples

Transfer 0.5 mL of the sample supernatant (clear liquid portion) to a new Protein LoBind tube and discard tube with precipitate.

Add 1.0 mL of Seri-Standard Sample Diluent/Zero Standard, vortex well (1:3 dilution).

NOTE: Beads must be able to move through serum easily and be visible against the magnet. If diluted serum is still too thick to easily pipet, additional Seri-Standard Sample Diluent/Zero Standard may be added. Account for any additional dilutions in final calculation.



3. Run Affinity Capture & Extraction (ACE) Kit

The samples are now ready to be run along with the standards in the ACE Kit.