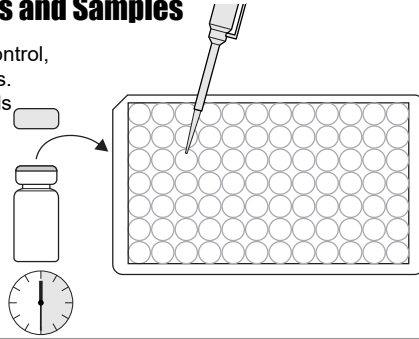


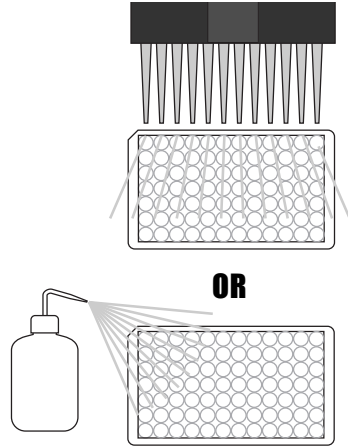
1. Addition of Controls and Samples

Add 100 uL of the positive control, negative control and samples. Cover and mix for 30 seconds by rotating on benchtop. Incubate for 30 minutes at room temperature.



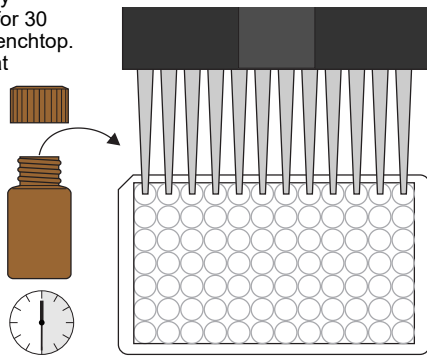
2. Washing of Plates

Wash the plates three times with 1X washing buffer. Fill to overflow.



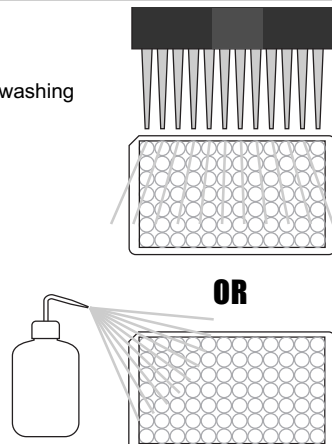
3. Addition of Conjugated Antibody Solution

Add 100 uL of enzyme-conjugated anti-CP4 EPSPS Antibody Solution. Cover and mix for 30 seconds by rotating on benchtop. Incubate for 30 minutes at room temperature.



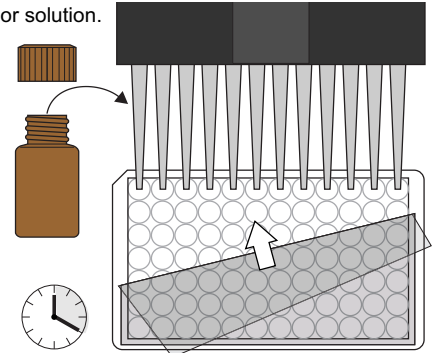
4. Washing of Plates

Wash the plates three times with 1X washing buffer. Fill to overflow.



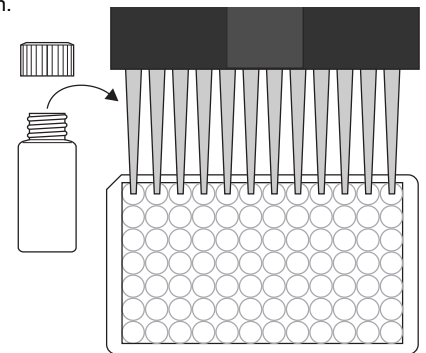
5. Addition of Color Solution

Add 100 uL of substrate/color solution. Incubate 20 minutes at room temperature and away from direct sunlight.



6. Addition of Stopping Solution

Add 100 uL of stop solution.



7. Measurement of Color

Measure color at 450 nm. Calculate results.

