

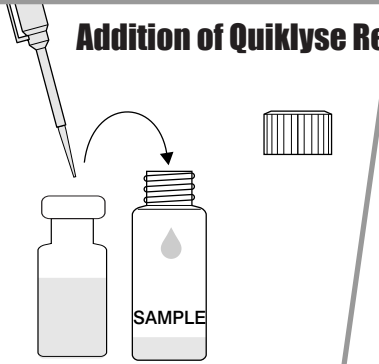
ABRAXIS® QuikLyse*[®] Cell Lysis Procedure 529911

1. Transfer



Transfer 1mL of sample into glass vial.

2. Addition of QuikLyse Reagent A

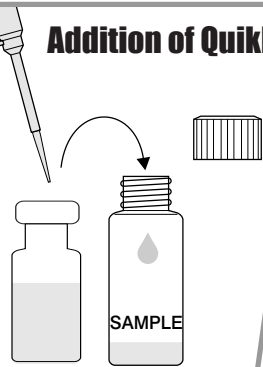


Add 100uL of QuikLyse Reagent A to sample.



2 min. 8 min.
Cap and shake for 2 minutes.
Let rest for 8 minutes.

3. Addition of QuikLyse Reagent B

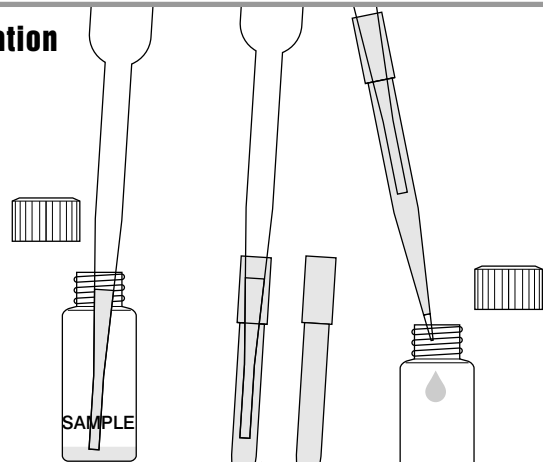


Add 10uL of QuikLyse Reagent B to sample.



2 min. 8 min.
Cap and shake for 2 minutes.
Let rest for 8 minutes.

4. Filtration



a) Draw less than half of the lysed sample into the disposable pipette.

b) Place the filtering tip firmly onto the disposable pipette.
(Sample will leak if the pipette and tip are not pressed tightly together.)

c) Squeeze pipette bulb gently, filtering sample drop wise into clean glass vial.

If desired, filtering tip can be removed and re-attached to filter entire lysed sample.

***QuikLyse reagents may be used in method of U.S. Patent 9,739,777**