

# ABRAXIS® Microcystins Coated Tube ELISA 520012A

1.



Add 500 µL of Microcystin Enzyme Conjugate down the inside wall of each tube by using the technique described in Box 2.

5.



Add 5 mL of Washing Solution to each tube (alternatively flood the tubes completely with wash solution then invert to empty tubes). Vigorously shake and invert tubes over a sink and pour out the tube contents: keep inverted and blot the test tube rims on several layers of paper toweling. Repeat this step 4 times.

2.

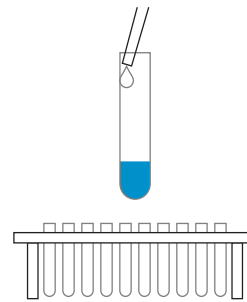


Label test tubes for Standards (Calibrators), Control, and Samples.

Tube #	Content
1, 2	Diluent/Zero Standard 0 ppb
3, 4	Standard 1, 0.15 ppb
5, 6	Standard 2, 0.40 ppb
7, 8	Standard 3, 1.0 ppb
9, 10	Standard 4, 2.0 ppb
11, 12	Standard 5, 5.0 ppb
13	Control, 0.75 ppb
14	Sample 1
15	Sample 2
16	Sample 3

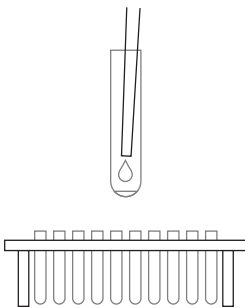
Add 500 µL of either Standards, Control or Samples down the inside wall of each test tube by aiming the pipet tip 1/4" to 1/2" below the tube rim without touching the rim or tube wall with the pipet tip; deliver liquid gently.

6.



Add 500 µL of Color Reagent down the inside wall of each tube by using the technique described in Box 2. Vortex or swirl.

3.



Add 500 µL of the Microcystin Antibody Solution to the bottom of each tube by inserting the pipette tip all the way into the bottom of the tube without touching the side of the tubes. *Vortex or swirl* for 5 to 10 seconds.

7.



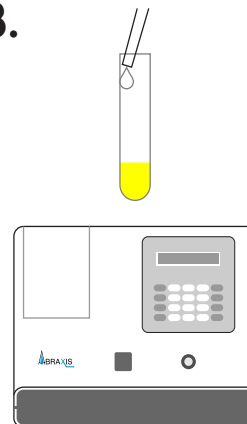
React for 20 minutes at room Temperature (15° - 30° C). During this period, add 1 mL of Washing Solution into a clean tube for use as an instrument blank in Step 8.

4.



React 20 minutes at room temperature (15° - 30°C). After incubating, invert and shake over sink. Blot in absorbent paper.

8.



Add 500 µL of Stopping Solution down the inside wall of each tube by using the technique previously Described. *Read* results at 450 nm within 15 minutes after adding the Stopping Solution. *Multiply* results of samples by the appropriate dilution factor (if any).

**[Safety Caution:** Stopping Solution contains diluted sulfuric acid.]